

Why Measure/Assess Your Organization?

Women are consistently underrepresented in engineering workplaces, especially in senior management positions, and face a high attrition rate.^{1,2} To address this, organizations must become aware of the impact human resources policies and practices have on diversity in the workforce.

Our study engaged 39 Canadian companies that employ engineers and focused on their human resources policies and practices. We examined the connection between the practices and percentages of women at different levels of the organization, pay, and tenure relative to men.

Changing Policies & Planning for the Future

In our study, women were paid less and had shorter average tenure than men, at all career levels. Only 18.4% of engineers at the non-managerial level were women in the 39 organizations. This percentage dropped considerably at managerial and senior leadership levels.

Organizations that sought women for leadership positions, and provided them with training and mentorship, had more women leaders. Women stayed longer at workplaces that offered paid maternity and paternal leaves, and a culture that supported gender diversity.

Measuring the recruitment, advancement and retention of women in an organization demonstrates a commitment to diversity, and provides concrete evidence about an organization's current situation. This paper presents a selection of policies and practices; implement those that make sense for your context and workforce.

Gender-inclusive policies benefit both men and women. Strengthening diversity requires implementing, communicating, and supporting policies and practices at the senior management level. Many women experience non-linear career paths⁹, and look for organizations that can accommodate their needs. This study demonstrates the benefits of woman-to-woman mentorship, training, maternity/parental leaves, and fair promotion practices.

Metrics & Benchmarks

Assess representation in your organization

E.g.: % of women in the following levels:

Non-managerial
Management
Senior Management
Board Members

Benchmarks include:

- % of recent graduates³
- % newly licenced engineers⁴
- % all licenced engineers⁴
- % board & CEOs⁵



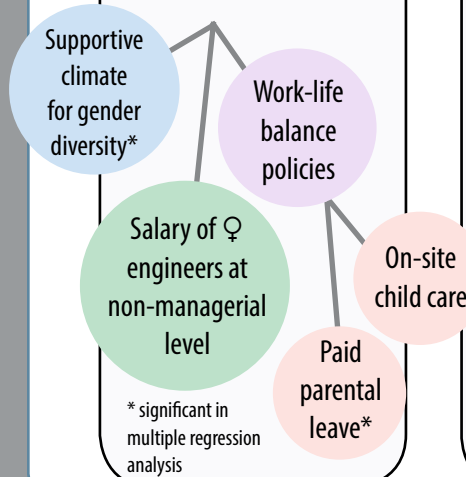
Levels of responsibility are defined by provincial regulatory bodies e.g. APEGGA, PEO, APEGBC.⁶

e.g. APEGBC publishes a responsibility evaluation online,⁶ as well as a compensation survey that compares salaries by gender at different responsibility levels⁷.

Review compensation by gender & responsibility level

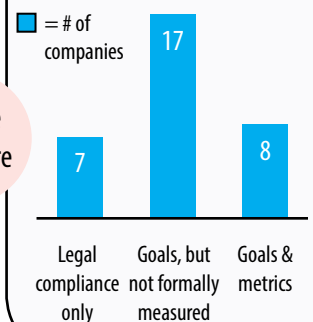
Review women's tenure at your organization

In this study, **tenure** positively correlated with:

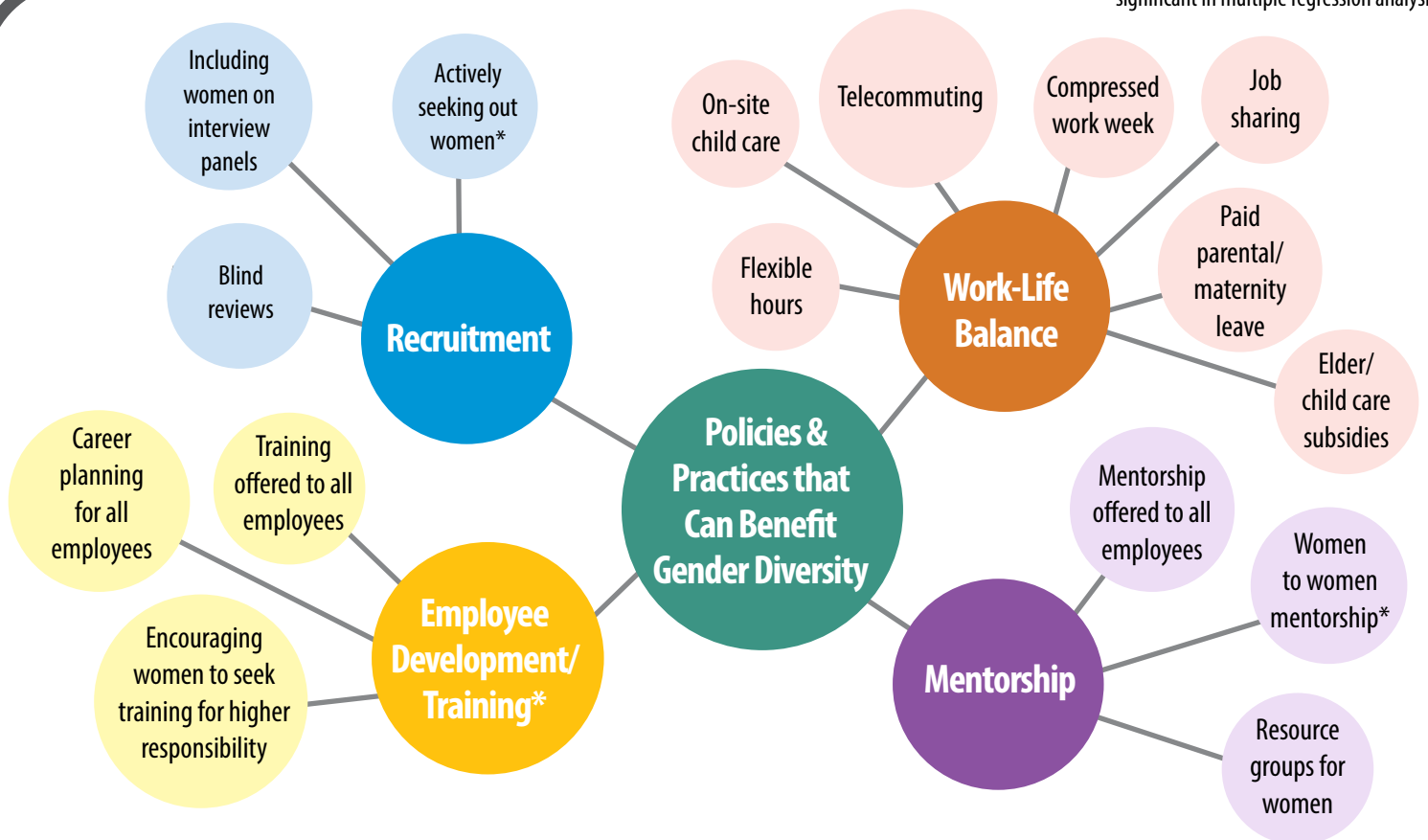


Gender Diversity Performance

The HR practices of >60% of organizations in this study were in legal compliance⁸, but they did not use **formal metrics** to assess outcomes by gender.



* significant in multiple regression analysis



Learn more at **WinSETT's** workshop:
"Towards a Respectful and Inclusive Workplace"¹⁰

A place for senior leaders, managers, and team leaders to learn about the factors influencing the success of women in their organizations.

In our study, the most common practices were **training, career advancement** and **mentorship**.

The most common work-life balance policies were related to **flexible work** (telecommuting, flexible hours, compressed work week), and **maternity/parental leave**.

About Engendering Engineering Success (EES)

EES is a joint research project between the University of Alberta, the University of British Columbia, and the University of Guelph. We aim to identify which organizational practices best predict an inclusive and supportive workplace culture that maximizes organizational commitment and productivity for both men and women.

More Resources & References

1. Hunt, J. (2010). *Why do women leave science and engineering?* (NBER Working paper 15853). Cambridge, MA: National Bureau of Economic Research.
2. Hill, C., Corbett, C., & St. Rose, A. (2013). *Why so few?: Women in science, technology, engineering and mathematics*. Washington, DC: AAUW.
3. Engineers Canada. (2014). *Enrolment and degrees awarded report*. Retrieved from <https://www.engineerscanada.ca/enrolment-and-degrees-awarded-report>
4. Engineers Canada. (2015). *National membership report*. Retrieved from <https://www.engineerscanada.ca/national-membership-report>
5. Ontario Securities Commission. (2015). Staff review of women on boards and in executive officer positions. Retrieved from http://www.osc.gov.on.ca/en/SecuritiesLaw_csa_20150928_58-307_staff-review-women-boards.htm
6. APEGBC. (2016). Employment responsibility evaluation. Retrieved from <https://www.apeg.bc.ca/Careers/Compensation-Survey/Employment-Responsibility-Evaluation>
7. APEGBC. (2014). Compensation survey. Retrieved from <https://www.apeg.bc.ca/Careers/Compensation-Survey>
8. Legal compliance refers to complying with Canadian legislation that protects workers from discrimination. Read more at: <http://hrcouncil.ca/hr-toolkit/policies-human-rights.cfm>
9. Hewlett, S.A. (2007). *Off-ramps and on-ramps*. Boston, MA: Harvard Business School Press.
10. Learn more at: <http://www.winsett.ca/programs/leadership-program/leadership-program-promo-apr-2015-gen.pdf>